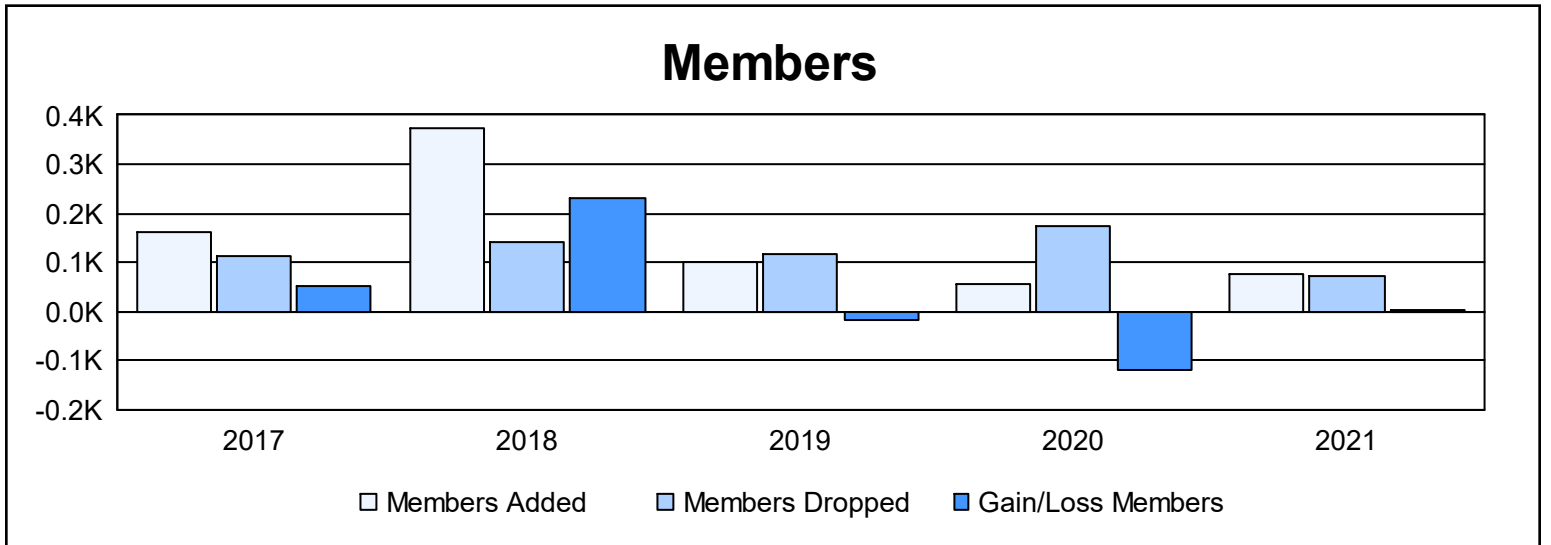
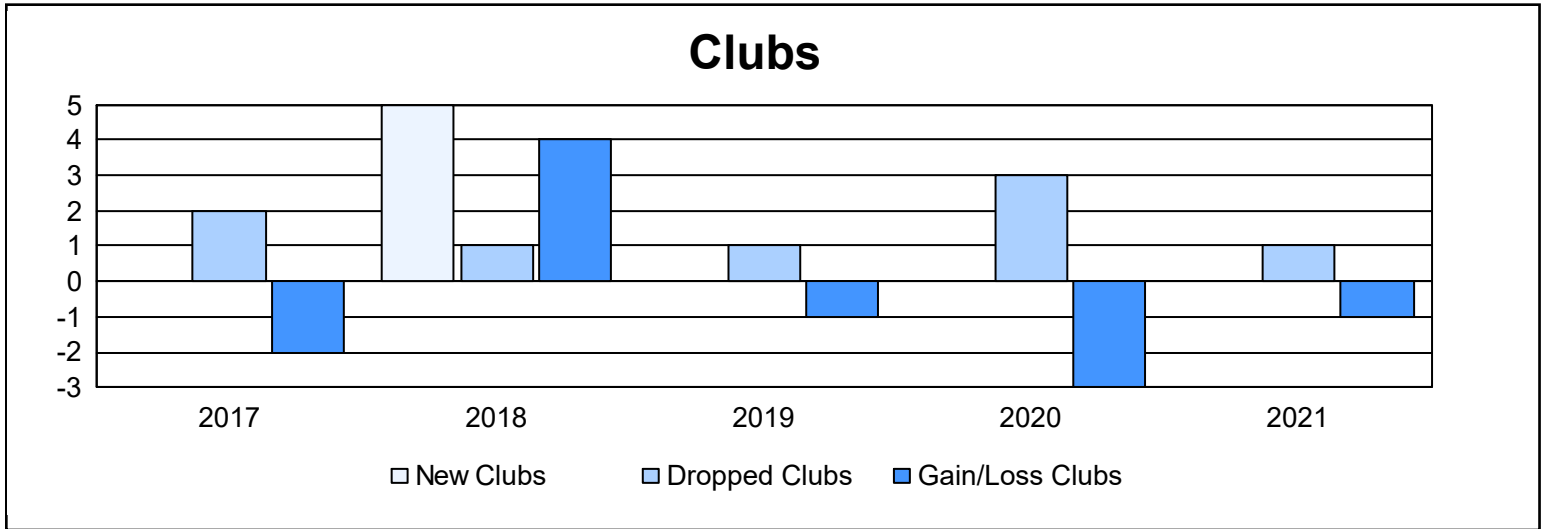
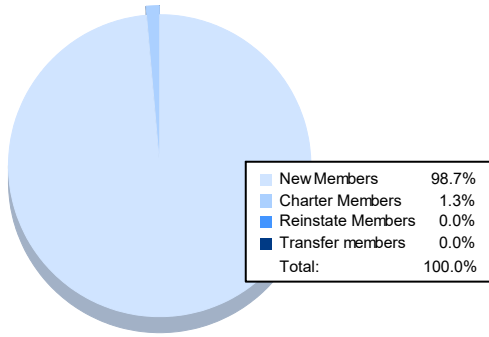


| Year | New Clubs | Dropped Clubs | Gain/ Loss Clubs | New Members | Charter Members | Reinstate Members | Transfer Members | Total Member Added | Total Members Dropped | Gain/ Loss Members |
|----------------|-----------|---------------|------------------|-------------|-----------------|-------------------|------------------|--------------------|-----------------------|--------------------|
| 2016-2017 | 0 | 2 | -2 | 148 | 3 | 9 | 2 | 162 | 112 | 50 |
| 2017-2018 | 5 | 1 | 4 | 232 | 118 | 21 | 2 | 373 | 141 | 232 |
| 2018-2019 | 0 | 1 | -1 | 96 | 3 | 0 | 1 | 100 | 116 | -16 |
| 2019-2020 | 0 | 3 | -3 | 48 | 5 | 2 | 0 | 55 | 173 | -118 |
| 2020-2021 | 0 | 1 | -1 | 74 | 1 | 0 | 0 | 75 | 74 | 1 |
| Average | 1 | 2 | -1 | 120 | 26 | 6 | 1 | 153 | 123 | 30 |



Membership Composition June 2021 Cumulative



Gender Composition June 2021 Cumulative

